

Chapter 01

Matching Pairs

1 Mark Questions

Directions (Q. Nos. 1 and 2) A pair of numbers is given. Find the pair of number which shows a similar relationship as shown by the given pair.

1. $104 : 208 :: 324 : ?$

- (a) 643 (b) 648 (c) 640 (d) 647

2. $6738 : 68$

- (a) $1634 : 13$ (b) $2837 : 28$ (c) $5432 : 43$ (d) $5813 : 53$

Directions (Q. Nos. 3 and 4) A pair of alphabet group is given. Find the pair which shows a similar relationship as shown in the given group.

3. BCD : EF

- (a) XZA : BC (b) MNO : QR (c) STU : VW (d) QRS : ST

4. HJK : LMN :: QRS : ?

- (a) UVW (b) STU (c) TUV (d) TVU

Directions (Q. Nos. 5 and 6) A pair of words is given. Find the pair which shows similar relationship as shown in the given group.

5. Maharashtra : Mumbai :: Goa : ?

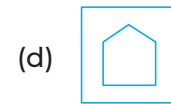
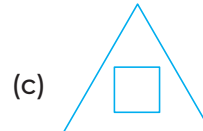
- (a) Panaji (b) Ranchi (c) Itanagar (d) Hyderabad

6. Time : Seconds :: Work : ?

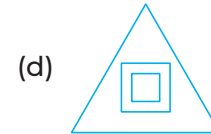
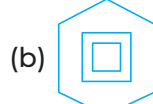

- (a) Litre (b) Pascal (c) Joule (d) Ampere

Directions (Q. Nos. 7 and 8) A pair of geometrical figures is given. Find the pair which shows a similar relationship as shown by the given pair.

7.



8.



Directions (Q. Nos. 9 and 10) A pair of letters and numbers is given. Find the pair, which shows a similar relationship as shown by the given pair.

9. BCD5 : CDE8 :: QRS3 : ?

(a) STU6

(b) RST6

(c) UVW6

(d) LMN5

10. EFG5 : KLM6 :: MNO8 : ?

(a) PQR9

(b) STU6

(c) NOQ9

(d) STU9

2 Marks Questions

Direction (Q. No. 11) A pair of numbers is given. Find the pair which shows a similar relation as shown by the given pair.

11. 1200 : 300

(a) 500 : 125

(b) 1000 : 100

(c) 100 : 10

(d) 800 : 400

Direction (Q. No. 12) In the given question, a pair of group of letters is given. Find the pair which shows the similar relationship as shown in the given pair.

12. BLQ : DNS :: CKU : ?

- (a) EMW (b) DMW (c) ELW (d) EMV

Directions (Q. Nos. 13-15) In the given questions, a pair of alphabet and number combination is given. Find the pair which shows the similar relationship as shown in the given pair.

13. A1 : B4 :: D 16 : ?

- (a) E25 (b) F36 (c) E20 (d) E27

14. BC5 : DE7 :: FG13 : ?

- (a) HI13 (b) IH13 (c) IH14 (d) HI15

15. H3I4 : J5K6 :: ?

- (a) B2C3 : E4D5 (b) Q6R7 : S8T9 (c) L6M7 : N5O9 (d) H5J6 : K6L7

Answers

1. (b)	2. (d)	3. (c)	4. (c)	5. (a)	6. (c)	7. (d)	8. (a)	9. (b)	10. (d)
11. (a)	12. (a)	13. (a)	14. (d)	15. (b)					
